

## DIN Rail 4-20mA Passive Signal Isolated Converter (Two IN Two OUT)

### Features:

- >>No power supply
- >>High linearity (0.2% F.S.)
- >>3000VDC isolation(4-20mA input/output)
- >>Frequency response(signal bandwidth): 50Hz(Io=20mA)
- >>Operating temperature range: -45~85deg.C
- >>Standard DIN35 rail mounting(size:106.7x79.0x25.0mm)



### Application:

- >>PLC,DCS analog signal isolation,collecting
- >>4-20mA signal isolation and transmission
- >>Ground isolation and interference suppression
- >>Signal long-term distortion-free transmission
- >>Instrument signal transceiver and control
- >>Power control, medical equipment isolation barrier

### Product Listing:

Type No.	Input	Power supply	Output
DIN22 IAP 4-20mA	4-20ma	No	4-20ma

### Products Absolute Maximum Ratings:

Continuous isolation voltage: 3000VDC

Maximum input voltage: 32V

Operating temperature: +85 °C

Storage temperature: +85 °C

Output short circuit time: Sustainable

Note: Exceeding the maximum ratings may cause irreparable damage

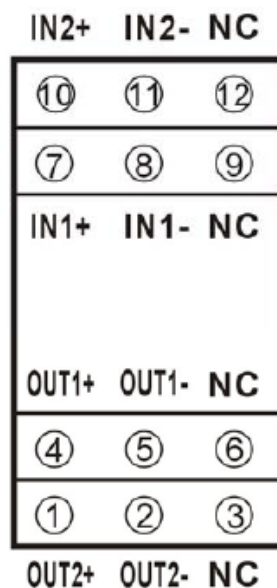
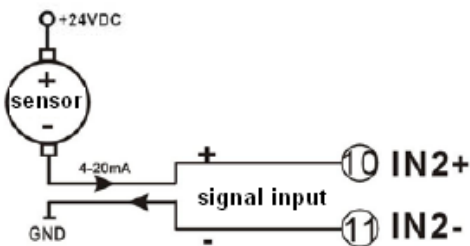
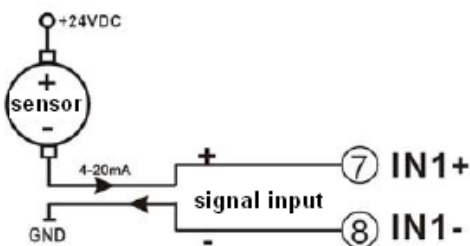
### General Parameter:

Parameter	Condition	MIN.	TYP.	MAX.	Unit
Isolation	1min		3000		VDC
Insulation resistance			$10^{12} \parallel 1$		$\Omega \parallel Pf$
Leakage Current	240Vrms, 50Hz		0.5		$\mu A$
Temperature Drift	-45~+85°C		$\pm 50$	$\pm 100$	PPm/°C
Nonlinearity				$\pm 0.2$	%FSK
Input Voltage Range		8		32	V
Output Linear Range		0.03	4	20	mA
Output Current ( I <sub>o</sub> )		0.03		40	mA
Input Voltage Drop-out ( V <sub>oh</sub> )	I <sub>o</sub> =20mA			4	V
Output Ripple			5		mV
Frequency response(signal bandwidth)	I <sub>o</sub> =20mA		50		Hz

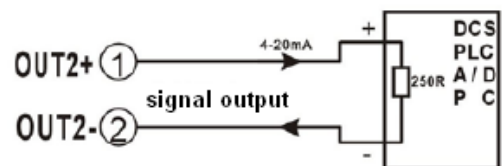
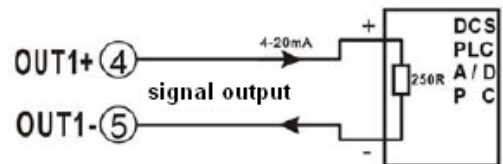
**Note:** All specifications measured at TA=25°C, humidity<75%, nominal input voltage and rated output load unless otherwise specified.

### Footprint Definitions:

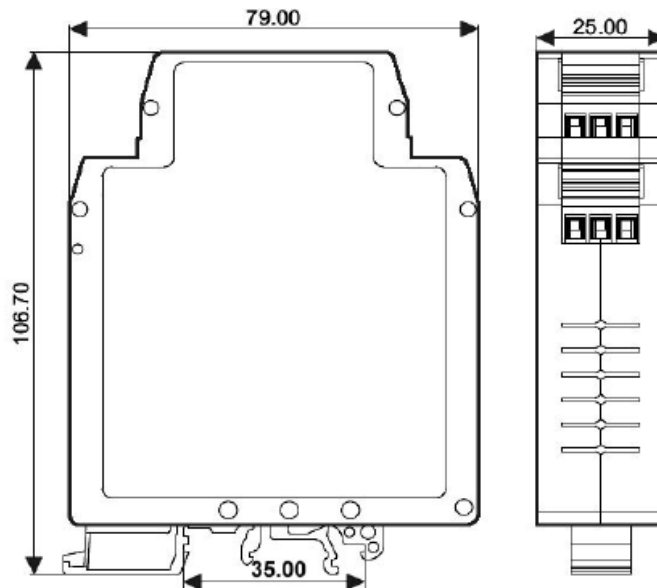
PIN	Name	Function	PIN	Name	Function
1	OUT2+	Signal Output 2+	7	IN+	Signal Input 1+
2	OUT2-	Signal Output 2-	8	IN-	Signal Input 1-
3	NC	NO PIN	9	NC	NO PIN
4	OUT1+	Signal Output 1+	10	IN2+	Signal Input 2+
5	OUT1-	Signal Output 1-	11	IN2-	Signal Input 2-
6	NC	NO PIN	12	NC	NO PIN



**Top View**



Mechanical Dimensions: (unit: mm)



**Note:**

1. Before using, according to packing lists, and product labels, check the quantity, models and specifications
2. When measure the signal directly, please set the terminal tighten
3. There are no damaged insulation, conductive dust and corrosive fumes of metal in the environment
4. Installation pitch  $\geq 10\text{mm}$
5. We have adjusted well, do not adjust arbitrarily
6. Warranty: two years. But if clients damage products by themselves or tear off any labels on the product, we can not exchange
7. Products can not been used in strong magnetic field
8. Internal no anti-lightning circuit
9. Specifications subject to change without notice

**Warranty**

Two years (but violate operating rules and requirements to create damage, clients need pay maintenance costs)

**Copyright**

Copyright © 2012 **Shenzhen WAYJUN Industrial Automation**

Specifications subject to change without notice.

**Brand**

In this manual, mentioned other trademarks and copyright belongs to their respective owners.

\* Specifications subject to change without notice